

**Tillbridge Solar Project
EN010142**

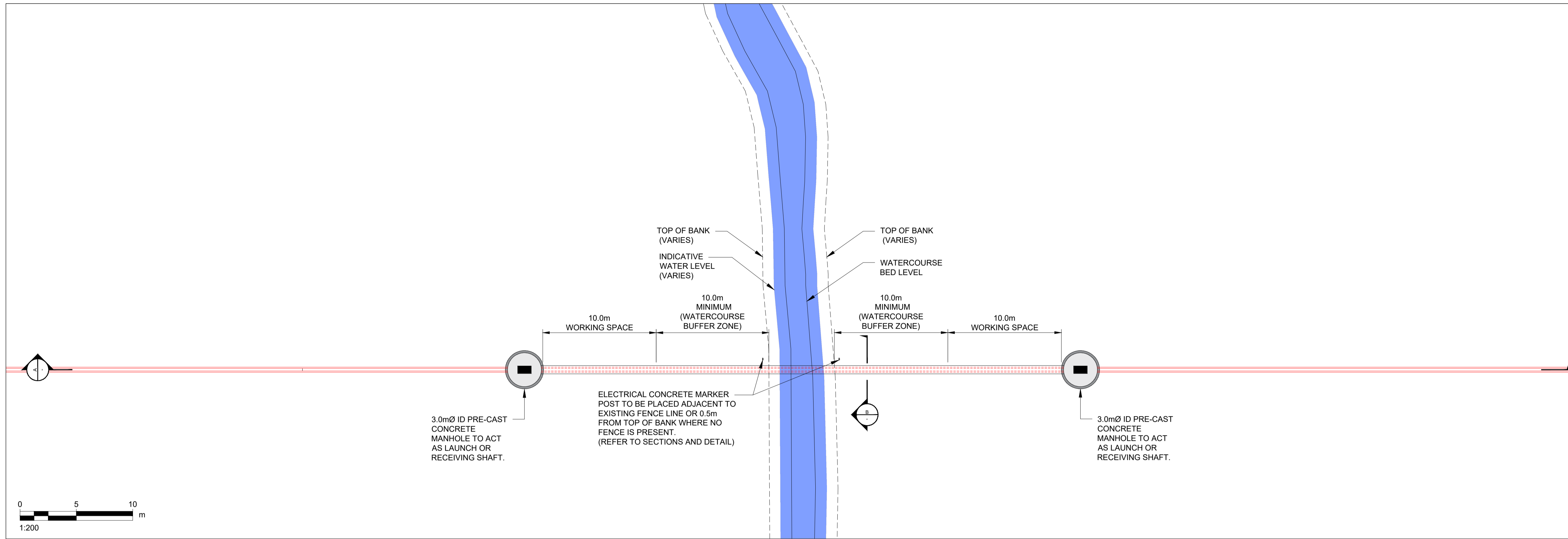
**Volume 6
Environmental Statement
Figure 3-12: Typical Trenchless Crossing Cross Sections
Document Reference: EN010142/APP/6.3**

**Regulation 5(2)(a)
Infrastructure Planning (Applications: Prescribed Forms and
Procedure) Regulations 2009**

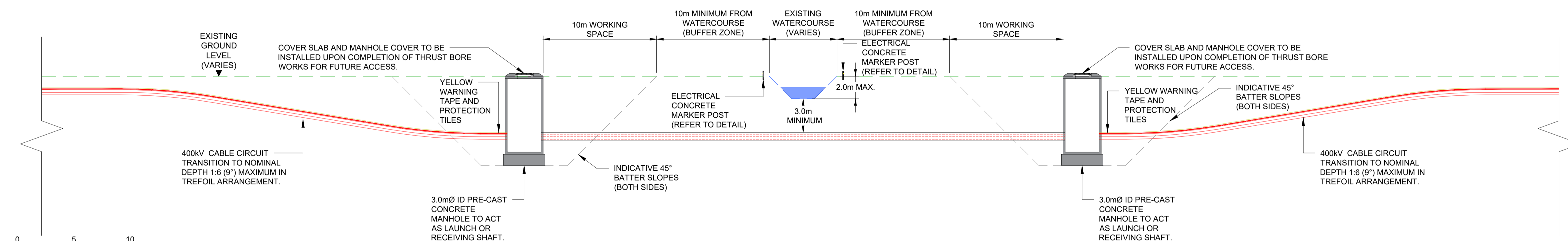
**October 2024
Revision Number: 01**

tillbridgesolar.com

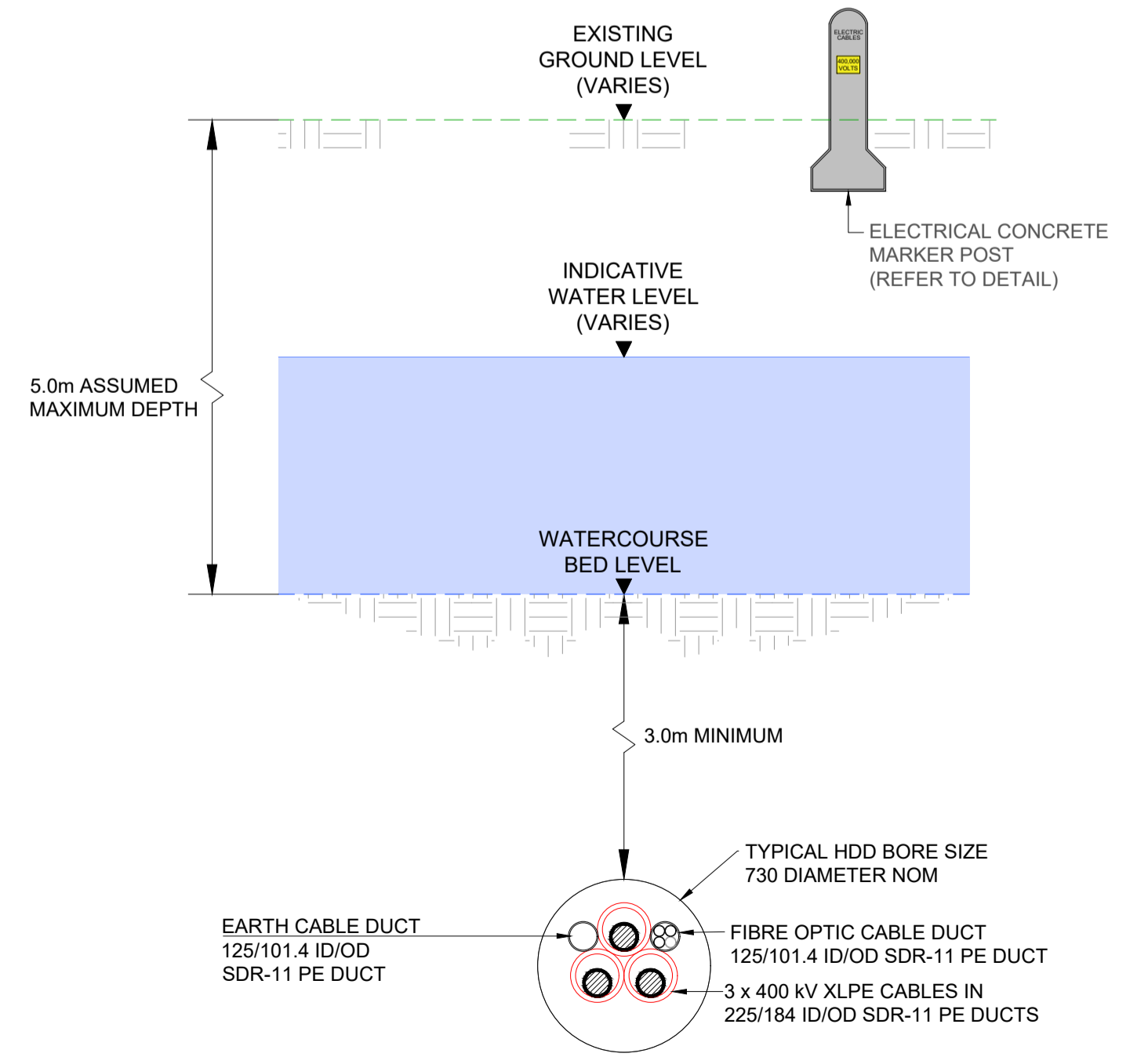
- Notes
- ALL DIMENSIONS IN MILLIMETERS UNLESS STATED OTHERWISE. DO NOT SCALE FROM DRAWING USE WRITTEN DIMENSIONS ONLY.
 - THRUST BORE ARRANGEMENT SHOWN IS INDICATIVE ONLY FOR THE PURPOSES OF DCO EXAMINATION. EXISTING WATERCOURSE ARRANGEMENTS WILL VARY ACROSS THE SITE. THE REQUIREMENTS AND PROPOSED ARRANGEMENT FOR INDIVIDUAL CROSSINGS WILL BE ASSESSED AT DETAILED DESIGN STAGE.



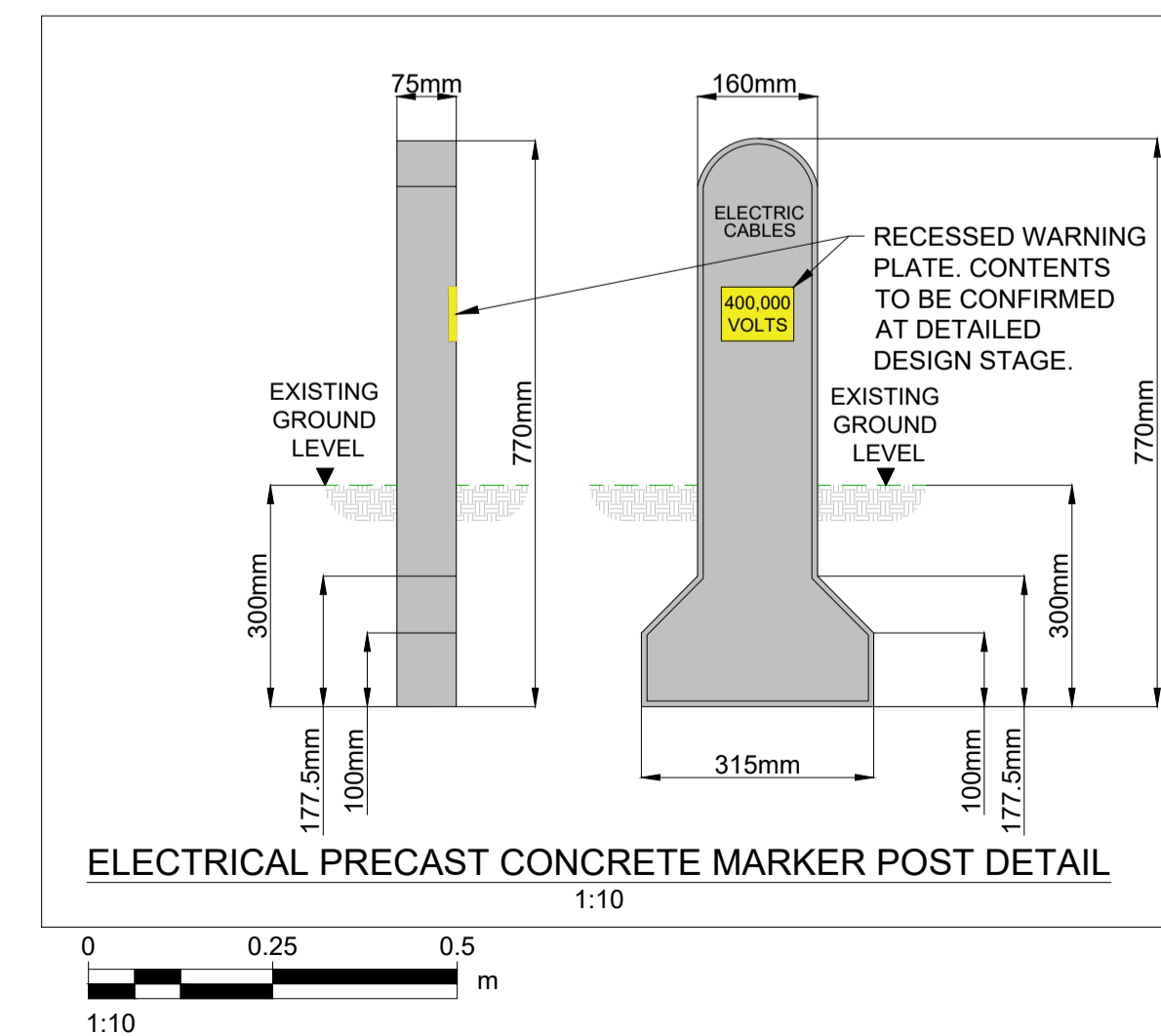
PLAN OF TYPICAL THRUST BORE ARRANGEMENT UNDER SENSITIVE WATERCOURSE
SCALE: 1:200



SECTION A-A - TYPICAL THRUST BORE ARRANGEMENT UNDER SENSITIVE WATERCOURSE
SCALE: 1:200



SECTION B-B - TYPICAL THRUST BORE ARRANGEMENT UNDER SENSITIVE WATERCOURSE
N.T.S



ELECTRICAL PRECAST CONCRETE MARKER POST DETAIL
SCALE: 1:10

**NOT FOR CONSTRUCTION
FOR INFORMATION ONLY**

ISSUE/REVISION

| Rev | Date | Description | Drn/Chk/Appr |
|-----|----------|-------------------|--------------|
| 01 | 19.09.24 | MARKER POST ADDED | GME/CW/AT |
| 00 | MARCH24 | FIRST ISSUE | GME/CW/AT |

Key Plan

Purpose Of Issue

DCO SUBMISSION

Project Number

60682158

Sheet Title

TYPICAL TRENCHLESS CROSSINGS CROSS SECTIONS

Sheet Number

FIGURE 3-12

Scale: 1:200 @ A1

Rev: 01

This drawing has been prepared for the use of AECOM's client. It may not be used, modified, reproduced or relied upon by third parties, except as agreed by AECOM or as required by law. AECOM accepts no responsibility, and denies any liability, whatsoever, to any party that uses or relies on this drawing without AECOM's express written consent. All measurements must be obtained from the stated dimensions.